



Received: 02/06/2024

Revised: 07/09/2024

Accepted: 18/12/2024

Published online: 25/12/2024

Original Research Article



Open Access under the CC BY -NC-ND 4.0 license

UDC 539.52; 669.034.011

USING COAL FLOTATION WASTE AS A HEAT-INSULATING BILLING FOR THE HEAD PART OF A FORGING INGOT

Ibraev I.K.¹, Ibraeva O.T.¹, Aitkenov N.B.¹, Sakipov K.E.²¹ Karaganda State Industrial University, Temirtau, Kazakhstan² L.N. Gumilyov Eurasian National University, Astana, Kazakhstan*Corresponding author: ibraevik@yandex.ru

Abstract. The experience of using coal flotation waste as a weakly exothermic insulating backfill for insulating the head part of forging dead-melted steel ingots is presented. It has been shown that when using weakly exothermic fills based on single-component fills in the form of coal flotation waste, it is possible to reduce the chemical heterogeneity of the ingot by producing a closed shrinkage cavity, which allows halving heat loss and depth of penetration of shrinkage looseness into the body of the ingot, reducing the segregation of impurities, compacting the head part of the ingot and increasing the yield; moreover, the profitable part of the ingot is more dense and less contaminated with nonmetallic inclusions. The studied patterns of the formation of a closed shrinkage cavity with a dense "bridge" in the head part of a dead-melted steel ingot made it possible to develop and implement a technology for casting large forging ingots of sufficiently high quality using weakly exothermic heat-insulating materials based on metallurgical waste (coke screenings, coal flotation waste).

Keywords: shrinkage cavity, heat-insulating backfill, ingot, dead-melted steel, coal flotation waste, segregation.

1. Introduction

During the production of large forging ingots made from calm steels, special attention is given to the selection of effective thermal insulation materials to insulate the head part. This is critically important to ensure a high level of yield and the quality of the final product. Especially its head part. The shape of the shell and choice of thermal insulation materials play a key role in this process. These materials need to meet requirements to ensure macro- and micro-structural uniformity of the metal, as well as environmental safety throughout all stages of metal production and use. The main requirements for thermal insulation materials include: high thermal insulation capacity, lack of metal contamination during insulation of ingots in mills, good environmental performance. However, not all materials meet these criteria. For example, asbestos has been previously widely used in some plants, although it is a naturally occurring aquatic mineral with an affinity for fiber structure that can lead to cancerous diseases due to significant dust release when used.

A large number of exothermic thermal insulation mixtures have been developed, consisting of hot oxidizers and inert fillers. Most of these mixtures are characterized by a significant heat release but low heat utilization due to excessive formation of ash with high thermal conductivity. This leads to an increase in heat loss in profitable parts of the ingot and head trimming, as well as increased costs and explosion risks during operation and storage.

To increase the efficiency of exothermic reactions, it is required to combine a high thermal capacity with the ability to retain heat. It is more effective to use weakly exothermic filler materials based on waste materials from metallurgical production. These materials have a slow burning rate and form a porous structure, which can retain heat over a long period of time and create an airtight, dense layer at the top of the ingot. In addition to achieving maximum thermal insulation, it is essential to develop efficient insulation techniques.

The purpose of this research is to examine the impact of different weakly exothermic metallurgical waste materials on the yield, loss, and macro- and microstructural heterogeneity of metal. It is crucial to assess the environmental consequences of using these substances and techniques for insulating the top of an ingot.

2. Literature review

When heat-insulating boards are used, the heat loss structure from the head part of the ingot changes, and the heat removal through the side surface in the upper part of the ingots decreases. Moreover, the relative amount of heat removed from the metal surface of the ingot increases, which can reduce the effect of using heat-insulating boards. Therefore, the transition to casting ingots with heat-insulating boards requires the use of more effective insulation from the metal mirror than casting ingots with profitable extensions lined with alum inosilicate refractories. The experience of individual plants shows that the difference in the size of the head trim when transferring the insulation of the head part of the ingot from one heat-insulating backfill material to another can reach 3-5% [1-4].

The general requirements for heat-insulating materials are as follows: high heat-insulating ability, no metal contamination when insulating ingots in melts, and good environmental performance. Not all materials used for thermal insulation meet these requirements. For example, asbestos, which is a group of natural aqueous minerals of the silicate class with a fine-fibre structure, causes carcinogenic diseases; when a perlite-graphite mixture is used, significant dust emission is observed.

The authors [5,6] noted that an increase in yield is achieved, in particular, by rolling ingots cast with insulation of the profitable part with exothermic mixtures. There are known developments to create mixtures based on hot, oxidizing and inert fillers [5-8]. Most of these mixtures are characterized by a significant level of heat release but a low heat utilization coefficient of exothermic reactions due to the production of cinder with excessively high thermal conductivity during combustion. This causes an increase in heat loss from the profitable part of the ingot and the head trim.

An increase in the efficiency of exothermic mixtures is achieved when the thermal properties are combined with the ability to retain the generated heat, which is ensured by obtaining a highly porous, lightweight powdered cinder [8-10]. There is no doubt that when heat is supplied to the profit metal of the ingot during solidification, the shrinkage cavity can be localized, and the volume of metal in the profit is brought to the theoretical limit. This is evidenced by the experience of using an electric arc and electro slag heating of ingots, which are currently used only on a limited scale in the production of special alloys or high-alloy steels [11, 12]. The use of effective mixtures containing nitrate leads to unacceptable pollution of the atmosphere of the casting bay with nitrogen oxides, and this process is possible only in workshops in which ventilation ensures the removal of harmful emissions [13].

Mixtures with silicone are very expensive, and their use can only be used for the production of special and alloy steels. In addition, they are explosive and can be manufactured only in specially built workshops designed to be explosion-proof. [14-16]. It is also very difficult to obtain silicone powder due to its explosiveness. Another disadvantage of the mixtures noted in [15], which reduce their manufacturability, is that as a result of their combustion, heat-conducting combustion products are formed, which require the additional introduction of a heat-insulating layer of materials.

However, the preparation of multicomponent exothermic mixtures requires special equipment, which, as a rule, is carried out in the departments of slag-forming mixtures, melts increasing the cost of mild and low-alloy steels. The choice of compositions of exothermic backfills is still made by the "trial and error" method, which is due to the lack of a sufficiently substantiated scientific analysis of the influence of such important characteristics. The location and configuration of the shrinkage cavity in the upper half of the ingot were determined, all else being equal (the mass of the ingot, its transverse dimensions, steel composition, etc.) by the cooling intensity of the ingot and especially its head, which in turn was determined by the efficiency of the insulation of the metal surface and side surfaces. The use of exothermic mixtures to heat the head part of ingots [6-12] is even more effective for bringing the

shrinkage cavity upwards, especially if the duration of combustion of the mixture corresponds to the time required to remove overheating of the metal in the entire volume of the ingot above the crystallization temperature.

If the uppermost bridge consists of dense metal without fistulas, cracks or tears, then this contributes to the welding of the shrinkage cavity during hot plastic deformation because the shell itself appears to be divided into parts. If the “bridges” have gaps or discontinuities through which atmospheric oxygen can enter the volume of the shrinkage cavity, then such ingots, when rolled, behave similarly to ingots with an open shrinkage cavity. The reason for the formation of “bridges” is the insufficient effective insulation of the mirror and the side surface of the ingot.

The temperature of the liquid core in the head part of the ingot is in the crystallization range “liquidus – solidus”, i.e., in the temperature range at which the liquid metal loses its fluidity. As the metal level decreases under the layer of heat-insulating backfill and cools, a hard crust periodically forms, which can bend in the central part, tear off along the periphery, etc. Rapid crystallization from the side surface helps to obtain stronger “bridges.” Typically, the conditions of the ingots are such that 1 to 4 bridges are fixed in the head. Therefore, one of the main criteria for evaluating ingots with bridges in the head part is the quality of the “bridges” themselves. For reliable, guaranteed welding of a shrinkage cavity separated by bridges, it is necessary to have strong, defect-free “bridges” (especially the top one), which prevent atmospheric air from entering the volume of the shrinkage cavity. Somewhat separate from the problem of casting ingots with “bridges,” but still close to it, there is the problem of producing ingots with a welded shrinkage cavity. The methods for producing such ingots can be different, but an important general requirement is reliable isolation of the shrinkage cavity from the atmosphere.

In [16], two types of welded shrinkage cavities were obtained—one by the usual turning of the ingot with a still liquid core and the other by dispersing the cavity offset relative to the ingot axis—sometimes by laying the ingot on the side surface after casting. The technology for producing ingots with inversion has been known for a long time; it is used to produce ingots with a closed shell and, during rolling, a welded shell. Filling metal with water is also used for the same purpose. The use of bottle melts for casting mild steels also yielded similar results. In the latter case, the shrinkage cavity is divided into two parts—one open, in which the cinder from the heat insulator accumulates, and the other closed, with small transverse dimensions, which are welded during rolling. Metal from the upper, open shell goes into the head trim, while the yield increases.

3. Research methodology

Steel is poured from above through a collector nozzle with a diameter of 80 mm at a temperature of 1540-1550 °C into melts of type I6H with heat-insulating liners (ingot weight 16.9 tons). Thermal insulating material was applied to the head surface of the metal in the melt after the melt was filled. Carbon-containing material in the form of coal flotation waste (CFL) was used as a thermal insulation material. The chemical and fractional compositions are given in Tables 1 and 2.

Table 1. Chemical composition of the starting materials.

Material	C _t	CaO	CaO _{act}	SiO ₂	Fe ₂ O ₃	MgO	Al ₂ O ₃	S	P ₂ O ₅	ppp
Flotation waste	41.23	1.83	-	55.95	8.89	1.23	19.06	0.66	0.119	53.18

When rolling on a slab, head trimming on the experimental melts occurs at a level of 10-11% from the beginning of rolling and, if necessary, until shrinkage defects are completely removed. The heat-insulating properties of various mixtures of known and proposed options for insulating a metal mirror are assessed by the depth of the shrinkage cavity, i.e., according to the length of suitable slabs. The macrostructure and chemical heterogeneity of the metal are studied on transverse templates taken from the head part of the ingot and slab.

Table 2. Average particle size distribution of flotation waste.

Size sieves, mm	>1.6	1.0-1.6	0.63-1.0	0.4-0.63	0.315-0.4	0.2-0.315	< 0.2
-----------------	------	---------	----------	----------	-----------	-----------	-------

Yield of fractions, %	1.91	15.56	23.55	24.28	9.94	11.28	13.48
-----------------------	------	-------	-------	-------	------	-------	-------

To study chemical heterogeneity and contamination with nonmetallic inclusions, characteristic ingots of mild steel were isolated and deposited in the composition preparation workshop. After cooling, oxygen cutters cut the slabs parallel to the wide edge 120-150 mm above the axial plane (Figure 1, a); then, in the machine shop, they were planed to the axial plane and ground to remove the sulfuret imprint.

To study chemical heterogeneity and contamination with nonmetallic inclusions, metal samples were taken according to the scheme (Figure 1, b). Chips were collected for chemical analysis using a drill with a diameter of 12 mm. The contents of the elements [C], [Mn], [Si], [S], [P], [AL], and [N] were determined by chemical methods. Metal contamination with nonmetallic inclusions was determined by electrolytic deposition and the LT metallographic method.

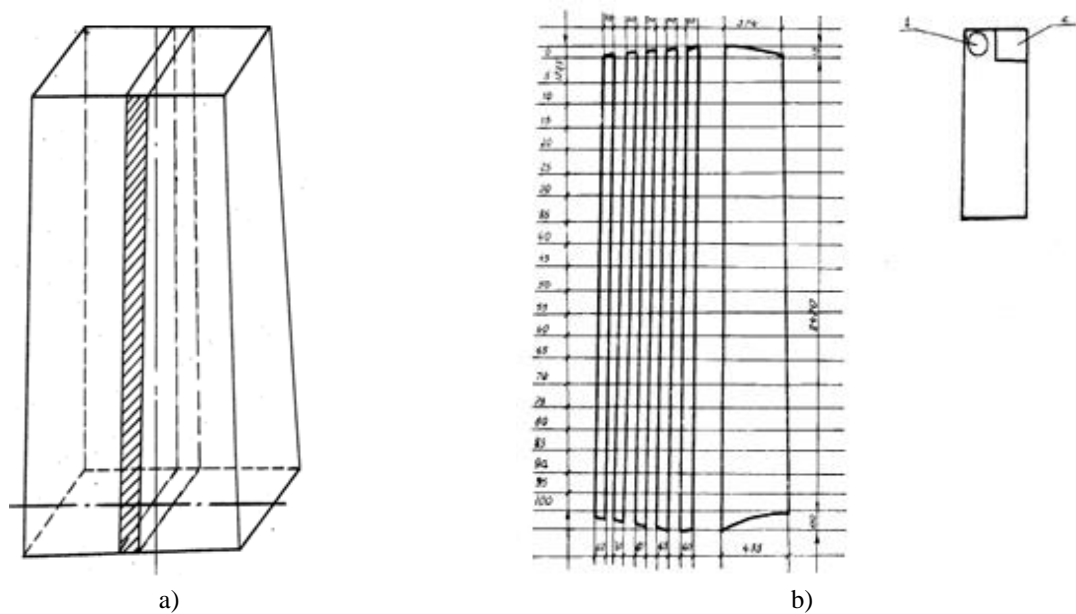


Fig.1. Scheme of cutting out the axial plate (a) and sampling for chemical and metallographic analysis (b):
1- place of metal sampling for chemical analysis; 2- selection site for metallographic studies.

When rolling on a slab, head trimming on the experimental melts occurs at a level of 10-11% from the beginning of rolling and, if necessary, until shrinkage defects are completely removed. The heat-insulating properties of various mixtures of known and proposed options for insulating a metal mirror are assessed by the depth of the shrinkage cavity, i.e., according to the length of suitable slabs. The macrostructure and chemical heterogeneity of the metal are studied on transverse templates taken from the head part of the slabs. Metal testing for delamination in slabs was carried out using an ultrasonic method with a UDM-1 M flaw detector at a frequency of 1.8 MHz with a straight probe. The installation diagram for ultrasonic testing of the slabs is shown in Figure 2.

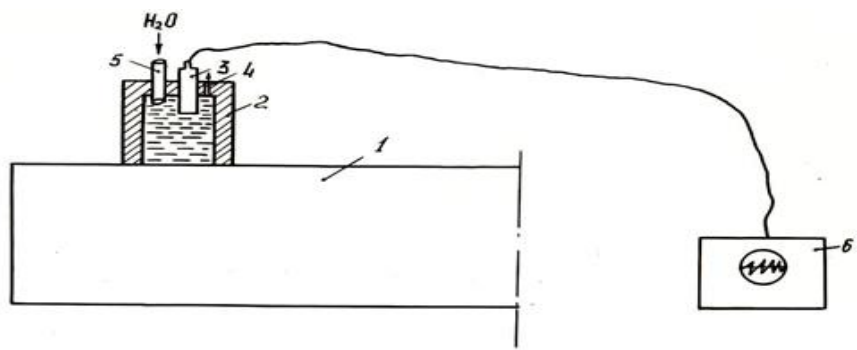
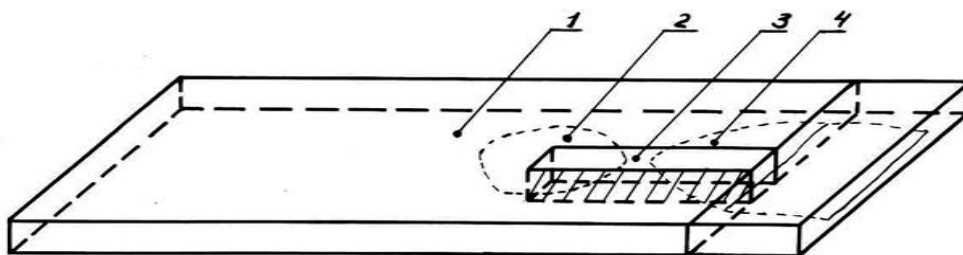


Fig.2. Installation diagram for ultrasonic testing of slabs and sheets:

1 – slab; 2 - textuality head; 3 - sensor; 4 - hole for air outlet;
5 - tube for supplying water to the head; 6 – recording device.

Before ultrasonic testing, the surface of the slab was cleaned of scale. The contact of the metal with the probe was carried out with both technical petroleum jelly and water. The depth of occurrence and the boundaries of the distribution of discontinuities in the slabs were measured using the depth gauge scale of a flaw detector previously calibrated on reference samples. To study the microstructure and contamination of steel with nonmetallic inclusions, metal samples were taken along the boundaries of the shrinkage looseness defect according to the scheme (Figure 3). Thin sections were cut from the selected samples to determine the nonmetallic inclusions and chemical composition.

**Fig.3.** Scheme for sampling from defective areas:

1 – slab; 2, 4 - delamination; 3 - template.

4. Research results

Coal flotation wastes (CFW) themselves have high heat-insulating properties since, mineralogically; they consist of an organic part (carbonaceous substances) and mineral impurities (clay minerals, carbonates, sulphates, etc.). The main clay component is kaolinite. Inorganic substances are represented mainly by the clayey-hydro mica complex, the share of which is 55-65%. The density varies widely from 1400 to 1800 kg/m², the bulk density by dry weight is 0.65-0.85 kg/m³, and the calorific value is 2500-4200 kcal/kg.

When developing an industrial technology for casting mild and low-alloy steels using man-made waste from metallurgical production, CFW, as heat-insulating fills, it was necessary to establish the conditions for obtaining a closed shrinkage cavity in the head part of the ingot. According to the proposed method, CFW is applied to a hardened metal mirror with a layer of 20-40 mm. The optimal holding time before applying it to the head surface has been established to be 10-30 s, which makes it possible to increase the temperature state of the metal-backfill system and reduce the period of heating of the flotation waste to the ignition temperature.

Insulation of the head part of a mild steel ingot using the developed method eliminates carburization of the metal and makes it possible to effectively use the heat of a weakly exothermic combustion reaction for thermal insulation of the metal surface. Carbon-containing material, which is used as coal flotation waste, is applied to the hardened head surface of the ingot, which prevents carburization of the metal and makes it possible to obtain an ingot with a closed shrinkage cavity (Figure 4.b). When carbon from coal flotation waste burns for a longer time (more than 1.5 hours), the high temperature of the head of the ingot and, as a consequence, the metal in a liquid state under the solidified “bridge” are maintained. A gas cavity formed between the solidified “bridge” and the liquid metal, preventing heat removal in the vertical direction. In addition, the closed shrinkage cavity prevents metal splashes from occurring during the transportation and processing of ingots and during their placement in heating devices.

The research results showed that slight cooling before adding CFW, promoted the formation of a dense gas-tight bridge. The gas cavity between the solidified bridge and the liquid metal prevents heat removal like in double window frames; the high temperature of the head surface of the ingot is maintained, and as a result, a large proportion of the metal is in a liquid state under the solidified bridge.

As studies have shown, when an OFC is added to a metal mirror, earlier than 10 s after casting the ingots, the formation of an open shrinkage cavity is observed, and as a consequence, carburization of the

metal occurs in the sub gross part of the ingot. In addition, oxidation of the inner surface of the shrinkage cavity occurs during the heating of the ingots in the furnace, which ultimately leads to increased head trimming (Table 3, examples 1-3).




Fig.4. Macrostructure of ingots insulated with asbestos (a) and OFU (b).

Checking the influence of the carbon insulation backfill on the degree of carburization of the head part of the ingot with metal sampling along the length of the roll at 4%, 6%, and 10% from the top and at two points along the width (edge and centre) showed that when insulating the head surface of the ingot, in the steel screenings of coke and OFU, there is a slight increase in the carbon concentration, which is typical only for the area up to 4% of the length of the roll, but this change does not affect the quality since it goes with the head trim. Therefore, the type of insulating backfill has no effect on the degree of carbon segregation. This was confirmed by the distribution of carbon along the length and width of the cold-rolled strips (Table 3).

When «OFF» is applied to the metal mirror after 30 s after the head part of the ingot is filled, the flammable components of the flotation waste slowly ignite, which worsens the thermal performance and leads to a decrease in yield in the first stage (Table 4, examples 7-9).

Data from experimental melts showed that the use of the proposed method allows not only the carburization of the metal but also the improvement of the structure of the head part of the ingots and, as a result, the increase in the yield of slabs (examples 4-6).

When applying coal flotation waste to an already hardened metal mirror, the following positive processes occur: During the holding process, flotation waste is heated to a temperature at which the combustion reaction of active carbon and hydrogen begins due to atmospheric oxygen, releasing heat and gaseous reaction products, i.e., carbon dioxide and water vapour, to obtain a solid residue in the form of ash. The presence of particles of different sizes in the waste and the presence of an inert filler in the form of ash contribute to the dispersal of combustion over time. Moreover, the combustion process lasts 30-50 minutes. Moreover, in the process of releasing volatiles contained in flotation waste and gaseous reaction products of carbon and hydrogen, the backfill layer is loosened with the formation of a porous cinder during aging, which has a volume 2-2.5 times greater than that of the original layer of flotation waste and good thermal insulation properties. This helps to reduce the rate of heat removal from the head of the crystallizing ingot.

According to actual data, the porosity of the cinder ranges from 60 - 75%. The entire volume of the cinder has a high thermal resistance, which leads to an increase in the amount of heat transferred to the head of the ingot. The main heat flow is directed to the profitable (head) part of the ingot, which slows its crystallization. During the crystallization process, liquid metal is supplied to the axial zone of the ingot, located below the profit. This helps to reduce the volume of the shrinkage cavity, which is the source of layer formation during the rolling process.

The research results showed that the maximum yield, minimum waste and dust removal are achieved when CFW is applied at a flow rate of 1.5-2.0 kg/t, which corresponds to a layer thickness of 20-40 mm.

Table 3. Changes in the carbon content of cold-rolled rolled products with respect to the length and width of strips obtained from ingots insulated with OFU and dusted asbestos.

View thermal insulation backfill	Carbon content in the ladle sample, %	Location selection by length stripes	Carbon content, %	
			edge	stripes middle stripes
Coal flotation waste	0.03	beginning	0.034	0.030
		middle	0.033	0.025
		end	0.028	0.030
	0.04	beginning	0.037	0.040
		middle	0.027	0.032
		end	0.34	-
	0.05	beginning	0.046	0.040
		middle	0.047	0.046
		end	0.044	0.040
Asbestos	0.03	beginning	0.039	0.038
		middle	0.038	0.038
		end	0.044	0.036
	0.04	beginning	0.034	0.031
		middle	0.036	0.037
		end	0.026	0.031
	0.05	beginning	0.050	0.049
		middle	0.056	0.050
		end	0.050	0.050

Table 4. Metallic logical indicators

Insulation method	Type of insulating backfill	Exposure before insulation, s	Type of shrinkage cavity	Average length of roll, m	Consumption coefficient, t/t	Naugler-living metal
Proposed	flotation waste					
1		0	open	8.9	1.236	occurs
2		3	open	9.0	1.201	occurs
3		7	open	9.1	1.198	does not occur
4		10	closed	9.3	1.176	does not occur
5		20	closed	9.35	1.175	does not occur
6		30	closed	9.38	1.171	does not occur
7		40	closed	9.2	1.189	does not occur
8		50	closed	9.15	1.191	does not occur
9		60	closed	8.95	1.197	does not occur
10	elimination coke	10	open	8.86	1.223	occurs
11		30	closed	9.35	1.175	does not occur
12		90	closed	9.30	1.179	does not occur
Famous	asbestos	0	open	8.89	1.201	does not occur

When the thickness of the layer of carbon-containing material is less than 20 mm, the combustion duration decreases, the heating efficiency of the head of the ingot decreases, and when the layer thickness is more than 40 mm, there is an overconsumption of material without improving the quality characteristics of the metal in the first stage. The novelty of this method lies in the use of heat insulation and exothermic properties of flotation waste to insulate the head part of the ingot, which solves the problem of recycling production waste and prevents contamination of land allocated for the storage of liquid waste sludge from coke and coal preparation production.

In addition, when using the proposed method with coal flotation waste as a weakly exothermic heat-insulating backfill, no harmful emissions are observed in the atmosphere. Research has shown that the dust content on casting balconies is less than 4 mg/m³ (1.5-2.5 mg/m³); i.e., in ecological terms, these

areas have significantly better characteristics (Table 5). The moment at which the insulating fill is introduced into the melt to insulate the head surface of the ingot also affects the environmental performance of the casting process. An environmental assessment of the use of carbon-containing backfill showed that the highest intensity of pollutant release is observed when the material is applied to a liquid “mirror” of metal. Thus, the concentrations of sulfuric dioxide and carbon monoxide in the air of the pourers in the working area increase to 24.1-29.8 and 30-60 mg/m³, respectively (Table 5).

Table 5. Environmental assessment of various modes of applying insulating backfill to a metal “mirror”.

Ingredient, mg/m ³	Asbestos	Coal flotation waste	
		0 - 10 s	10 – 30 s
Sulfur dioxide	3.2	29.4	6.6
Ammonia	0	7.3	3.6
Carbon monoxide	0	30.3	15.3
Dust	401.7	15.3	14.62
Nitrogen dioxide	0	0	0
Phenol	0	0.010	0.16
Benzene	0	0	0
Aluminium	0	0	0

The positive aspect of the method using flotation waste as a weakly exothermic heat-insulating material in the form of a monocomposition eliminates the need for preliminary preparation-classification by size classes and mixing of components—rather than when using known exothermic mixtures. The main defects identified in the macrostructure, axial looseness and nonmetallic inclusions, do not exceed 1 point, and carbon segregation is practically absent; i.e., carbon segregation can be considered natural without the influence of insulating backfill.

5. Discussion of the research results

When the shrinkage cavity is closed, when part of the metal is consumed to form a “bridge,” one can expect its deeper penetration into the body of the ingot. However, in practice, this is not observed because when the shrinkage cavity is closed, the surface area of the profit through which heat is lost is constant; when the shrinkage cavity is open, this surface increases as the level of metal in the profit decreases due to the hardened layers of metal at the walls of the profitable extension. When a closed shrinkage cavity is formed, its solidification angle decreases (the angle formed by the intersection of the tangents to the outer surface of the profit and the side surface of the cavity of the shell), which is accompanied by a decrease in the depth of the shrinkage cavity. This circumstance in which the shrinkage cavity formed under the “bridge” becomes a heat insulator led to the conclusion about the need to accelerate the formation of the “bridge”. The results of the study (Table 6) show that heat loss through the surface of the profit with a closed shrinkage cavity decreases by half, and the penetration depth of the shrinkage cavity decreases from 360 to 260 mm. The quality of the 10 SP steels was studied after the head slabs were rolled onto a 12 mm thick hot-rolled sheet using samples taken at horizons of 12, 14, 16, and 18% (Table 7, 8).

Table 6. Heat loss through the surface of the open (A) and closed (B) cavities and the nature of the shrinkage cavity.

Indicators	Unit measurements	A	B
Heat flow	MJ/m ²	25.6	21.0
Radiation area	m ²	0.8	0.43
Heat loss	MJ/h	20	9
Heat loss during the crystallization process of the ingot (2.5 hours / % of the total amount of heat in profit)	%	7.0	3.2
Shell depth along the ingot axis	mm	340-380	230-275
		360	260
Peel thickness	mm	-	5-25
			15

Solidification angle	deg.	20-35	8-15
		25	10
Sink bottom area at the level of the curved walls	m ²	0.13	0.18
Sink volume	m ³	0.06	0.06

Table 7. Assessment of the quality of the metal macrostructure (to the left and right of the slash: satisfactory and unsatisfactory, respectively, (%)) with open (A) and closed (B) profits.

Horizon, %	A	B
12	66.7/33.3	83.3/16.7
14	66.7/33.3	91.7/8.3
16	100.0/0	100.0/0
18	100.0/0	100.0/0

When the head of the ingot is insulated to obtain a closed shrinkage cavity, the profitable part of the ingot is more dense and less contaminated with nonmetallic inclusions. This is explained by the formation of a closed shrinkage cavity, which is clearly visible on the macrostructure of the ingot insulated with CFW (Table 8).

Table 8. Contamination of steel with nonmetallic inclusions (score) when insulating the head part of the OFU (A) and asbestos (B)

Inclusions	A	B
Sulfides	1 - 3.5	1 - 4
	2.1	2.6
Oxides	0.5 - 2.5	0.5 - 2.5
	0.7	0.9
Silicates	0 - 5	1 - 5
	2.7	3.7

6. Conclusion

Analysis of the technical literature and the results of our research show that to reduce the level of head trimming and increase the yield of forging ingots, it is not necessary to achieve complete removal of shrinkage looseness into the profitable part, which is achieved by using high-temperature insulating fills. Satisfactory results are achieved by using weakly exothermic insulating backfill materials based on industrial waste (coal flotation waste, coke screenings and aluminium shaving screenings) to obtain a closed shrinkage looseness with a dense “bridge”, which helps reduce production costs and air dust during casting and solves the problem of recycling production waste.

Analysis of the macrostructure of cast metal has shown that additional heat supply through the metal mirror is possible by using weakly exothermic backfills in the form of coal flotation waste and coke screenings, which not only reduce the volume of liquid metal while ensuring the required reserve of metal density but also affect the location and size of secondary shrinkage defects.

When burning CFW carbon, the high temperature of the head of the ingot is maintained for a longer time (more than 1.5 hours). A gas cavity formed between the solidified “bridge” and the liquid metal, preventing heat removal in the vertical direction. In addition, a closed shrinkage cavity prevents metal splashes during the transportation and processing of ingots, which makes it possible to reduce the duration of holding the ingot in the mould and reduce the time before it is seated in the heating device, i.e., increase its heat content and thereby reduce fuel or electricity consumption for subsequent heating before pressure treatment (forging, rolling).

To eliminate carburization of the metal and ensure a dense “bridge” in the head part of the ingot, a method has been developed for introducing a heat-insulating backfill onto the “mirror” of the metal, i.e., cooling for 10-30 seconds, to form a durable, no melting “bridge”, which additionally plays the role of a heat shield. A new mechanism, cause and technological factor influencing the shape and depth of penetration of the internal “shrinkage looseness” hidden in the body of the ingot have been established, and casting methods and technology for insulating mild steel ingots using man-made waste from metallurgical production have been developed to help reduce delamination.

The studied patterns of the formation of a closed shrinkage cavity with a dense “bridge” in the head part of a quiet steel ingot made it possible to develop and implement a technology for casting large forging ingots of sufficiently high quality using weakly exothermic heat-insulating materials based on metallurgical waste (coke screenings, coal flotation waste) at JSC “ArcelorMittal Temirtau”.

A weakly exothermic one-component heat-insulating mixture has been developed based on waste from metallurgical production (carbon-containing sludge from coal preparation), which combines the properties of fairly high thermal properties and good heat-insulating properties due to the production of highly porous, lightweight powdered cinder.

Conflict of interest statement

The authors declare that they have no conflict of interest in relation to this research, whether financial, personal, authorship or otherwise, that could affect the research and its results presented in this paper.

CRedit author statement

Ibraev I.K.: Conceptualization, Software, Investigation.; **Ibraeva O.T.:** Data curation, Writing - Original draft preparation; **Aitkenov N.B.:** Supervision, Software, Validation, Writing - Reviewing and Editing, **Sakipov K.E.:** Methodology; Charge visualization. The final manuscript was read and approved by all authors.

References

- 1 Efimov V.S., Eldarkhanov A.S. (2004) *Technologies of modern metallurgy*. Moscow: New technologies. 784. Available at: <https://www.gpntb.ru/vystavki-v-gpntb-rossii/2021-god/113-chitateliam/6/7748-metallurgiya-tehnologii-i-innovatsii.html> [in Russian]
- 2 Oh K.S., Lee J.D., Kim S.J., Choi J.Y. (2015) Development of a large ingot continuous caster. *Metall. Res. Technol.*, 112, 203. DOI: 10.1051/metal/2015006.
- 3 Leushin I.O., Grachev A.N., Leushina L.I., Ryabtsev A.D. (2023) Exothermic insulation mixture for the production of stainless steel ingots. *Chernye Metally*, 5, DOI: 10.17580/chm.2023.05.03.
- 4 Efimov M.V., Panov V.V., Kolomoec A.N., Lobanov A.I., Pashynskiy V.V., Snizko O.A., Ryabtsev A.D. (2012) Investigation of non-metallic inclusions in large-mass ingots, produced by PJSC “Energomashspetsstal”. *Proceeding of the 5th Intern. Congress on the Science and Technology of Steelmaking*, 2012, Dresden, 335–340. DOI: 10.5937/vojtshg61-3873.
- 5 Xu L.Yi., Wu Q., Tang Y. (2014) Control of Solidification Process and Surface Microstructure of Large Size Ingot ZALCu5MnA. *Alloy*, 620, 122 – 127. DOI: 10.4028/www.scientific.net/kem.620.122.
- 6 Leushin I.O., Grachev A.N., Leushina L.I., Ryabtsev A.D. (2023) Exothermic insulation mixture for the production of stainless steel ingots. *Chernye Metally Follow journal*, DOI: 10.17580/chm.2023.05.03.
- 7 Zhang S., Bao Y., Wang M. (2016) Influence of casting parameters on shrinkage porosity of a 19 ton steel ingot. *La Metallurgia Italiana*, 1, 37 - 44. Available at: <https://www.researchgate.net/publication/295938553>.
- 8 Leushin I.O. Exothermic mixture for thermal insulation of the head part of the ingot during casting of steels and alloys. RF Patent No. 2773977. Applied: 03/02/2022. Published: 06/14/2022. Bulletin No.17. [in Russian] DOI: 10.17580/chm.2023.05.03.
- 9 Toshihiro Dodo (2009) Method for producing an exothermic mixture, exothermic mixture, exothermic composition and exothermic product. Pat. EP 2009/1782780 A4. IPC: A61F7/08, C09K5/16. Available at: <https://patents.google.com/patent/EP1782780A4>
- 10 Pindor I.J., Kurka V., Kosňovská J., Štefanišinová S., Socha L., Pyszko R. (2017) Effect of Cooling of the Ingot on its Macrostructural and Chemical Heterogeneity. *Hutnické listy*, 70, 3, 47–57. Available at: <https://www.hutnickelisty.cz/en/archives/content-3-2017/effect-of-cooling-of-the-ingot-on-its-macro-structural-and-chemical-heterogeneity/>
- 11 Bettoni P., Biebricher U., Franz H., Lissignoli A., Pagnani A., Scholz H. (2014) Large ESR forging ingots and their quality in production. *Forgiatura La Metallurgia Italiana*, 10. Available at: <https://www.researchgate.net/publication/293074610>
- 12 Medovar L.B., Saenko V.Ya., Stovpchenko A.P., Tsykulyenko A.K., Shevchenko N.T., Zhuravel V.M. (2010) Electroslog technology of production of large forging ingots. *Advances in Electrometallurgy*, Available at: [https://www.thefreelibrary.com/Electroslog technology of production of large forging ingots.-a0319615343](https://www.thefreelibrary.com/Electroslog+technology+of+production+of+large+forging+ingots.-a0319615343).
- 13 Bächle K., Müller D., Lagemann J. (2020) Entwicklung eines verfahrens und prüfstandes zur qualitätsprüfung exothermer speiser. *Giesserei*, 4. 32 - 37. [in German] Available at: <https://www.giesserei.eu/artikel/entwicklung-eines-verfahrens-und-pruefstandes-zur-qualitaetspruefung-exothermer-speiser>.

12 Leushin I.O., Grachev A.N., Leushina L.I., Ryabtsev A.D. (2023) Exothermic insulation mixture for the production of stainless steel ingots. *Chernye Metally Follow journal*, DOI: 10.17580/chm.2023.05.03.

13 Rutsky D.V., Zyuban N.A. (2015) Development of defective zones and structure of cast metal in elongated two-piece ingots of chromium-nickel-molybdenum steel. *Bulletin of Cast Iron and Steel of the CIS*, 10, 14 – 18. Available at: https://www.researchgate.net/publication/290476154_Development_of_defect_zones_and_cast_metal_structure_in_elongated_two-piece_Cr-Ni-Mo

14 Rutskiy D.V., Zyuban N.A., Galkin A.N., Gamanyuk S.B. (2012) Effect of crystallization conditions of the forging ingots head on their structure and forging's quality. *Izvestiya. Ferrous Metallurgy*, 55(7), 32 - 37. DOI:10.17073/0368-0797-2012-7-32-37. [in Russian]

15 Nazaratin V.V., Kobelev O.A., Efimov M.V., Selyutin A.A., Yavtushenko P.M. (2013) Analysis of technologies used to make hollowingots and prospects for their improvement. *Metallurgis*, 56, 672–678. Available from: <https://link.springer.com/article/10.1007/s11015-013-9634-z>

16 Ibraev I.K., Ibraeva O.T., Aitkenov N.B. (2024) Experience in using coal flotation waste to insulate the head part of forging ingots. *Ferrous metallurgy. Bulletin of scientific, technical and economic information*, 80, 6, 51 – 66. DOI: 10.32339/0135-5910-2024-6-51-66.

AUTHORS' INFORMATION

Ibraev, Irshek Kazhikarimovich - Doctor of Technical Sciences, Professor, Department of Metallurgy and Metallurgy, Karaganda Industrial University, Temirtau, Kazakhstan; <https://orcid.org/0000-0002-6414-6901>; ibraevik@yandex.ru

Ibraeva, Orazbike Toktarkhanovna - Candidate <https://orcid.org/0000-0002-8490-1994>; ibraevaot@yandex.ru

Aitkenov, Nurbek Bolatovich - PhD, Senior Lecturer, Department of Metallurgy and Metallurgy, Karaganda Industrial University, Temirtau, Kazakhstan; <https://orcid.org/0000-0001-7495-6337>; nurbek.aitkenov@mail.ru

Sakipov, Kamalkhan E. - Candidate of Technical Sciences, Associate Professor, Department of Thermal Power Engineering, L.N. Gumilyov Eurasian National University, Astana, Kazakhstan; <https://orcid.org/0000-0003-2477-3879>; sakamer2100@gmail.com